

**FORT® FRAMES**

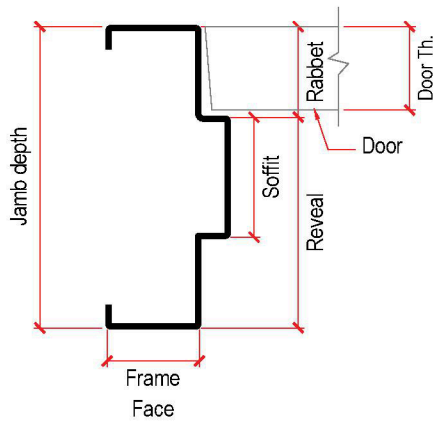
**FORT®** has a complete line of frames that are available in various gauges. These Frames are available in various profile face dimensions, gauges and door opening sizes to suite any requirement in the construction industry today. Construction of **FORT®** Frames is in accordance to SDI 100 (ANSI A250.8-1998)

Recommended specification for Standard Steel doors and frames, published by SDI, Steel Door Institute.

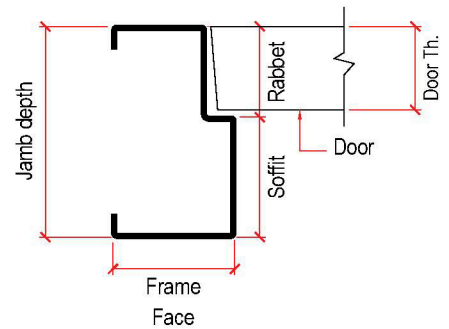
In addition to **FORT®** Frames, we offer Screens, Borrowed Lites, Transom Frames, Slide Lites, and many other custom configurations, which allows total design freedom in developing, aesthetically pleasing, functional units as required by the demands of today's architecture.



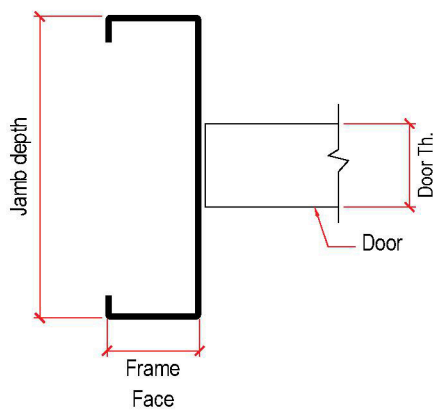
**FORT®** Frames standard profiles.



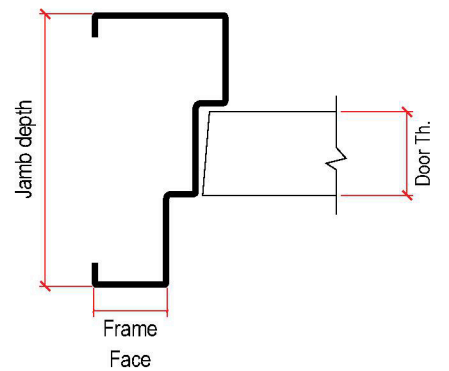
FORT Standard  
Double Rabbit Frame



FORT Standard  
Single Rabbit Frame.



FORT Standard  
Double Action Frame.



FORT Standard  
Egress Frame.